

---

# **GROUP 54-09**

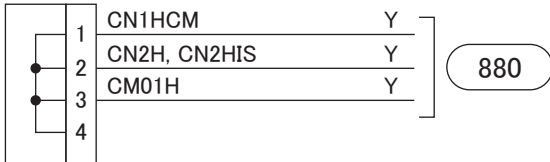
## **OTHER CIRCUIT**

# 905 JOINT CONNECTOR (J/C)

(1/2)


Meter cluster(CAN-H)

●	●	●	●
1	2	3	4
CN1HCM	CN2H CN2HIS	CM01H	-




Meter cluster(CAN-L)

●	●	●	●
1	2	3	4
CN1LCM	CN2L CN2LIS	CM01L	-




ISS(CAN-H)

●	●	●	●
1	2	3	4
CN2HIS	CN3H	IS01H	-



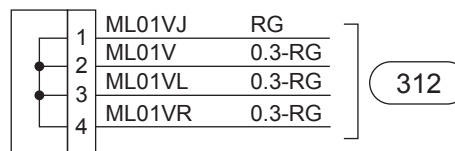
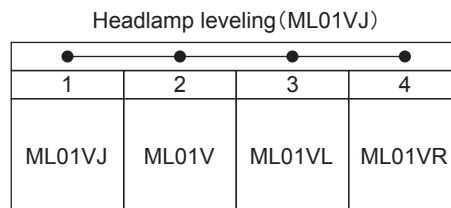

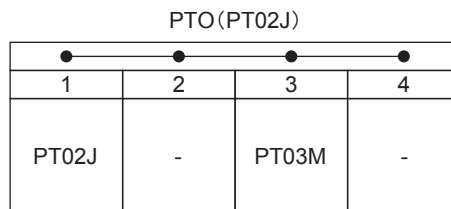
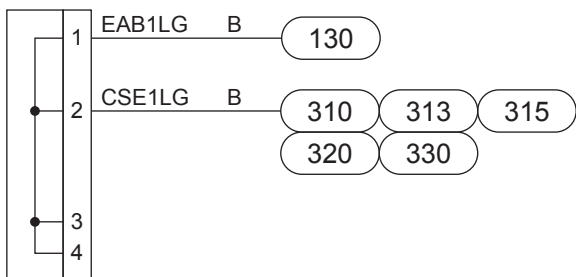
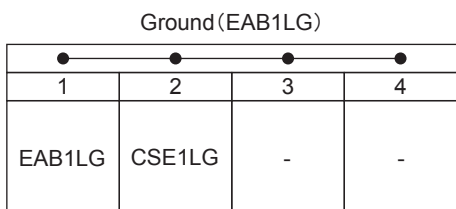
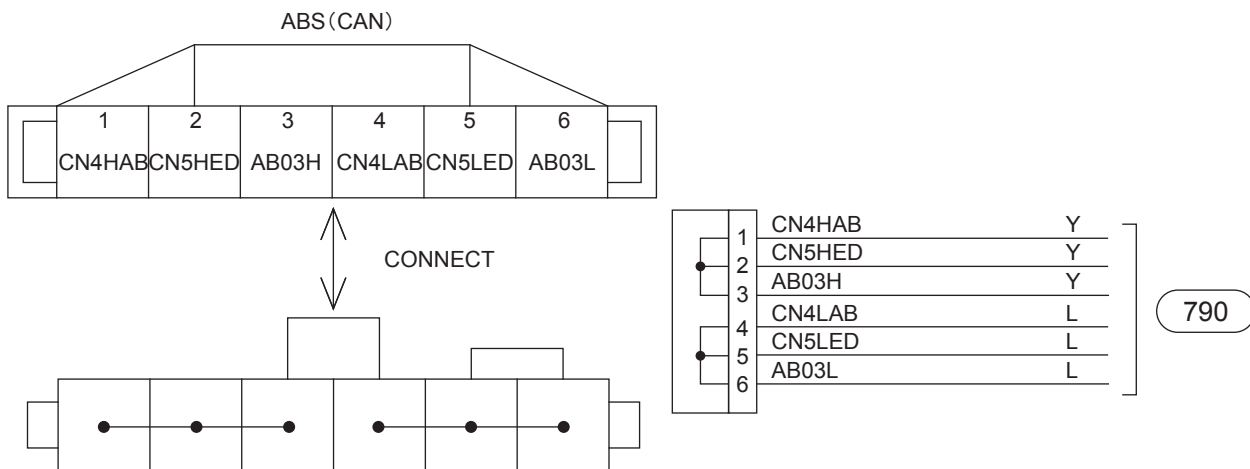
ISS(CAN-L)

●	●	●	●
1	2	3	4
CN2LIS	CN3L	IS01L	-



ISS: Idling stop and start system

(2/2)



PTO: Power take-off  
 ABS: Anti-lock brake system

