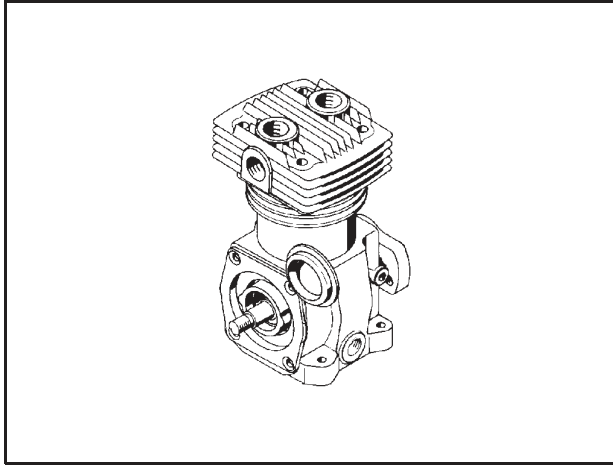


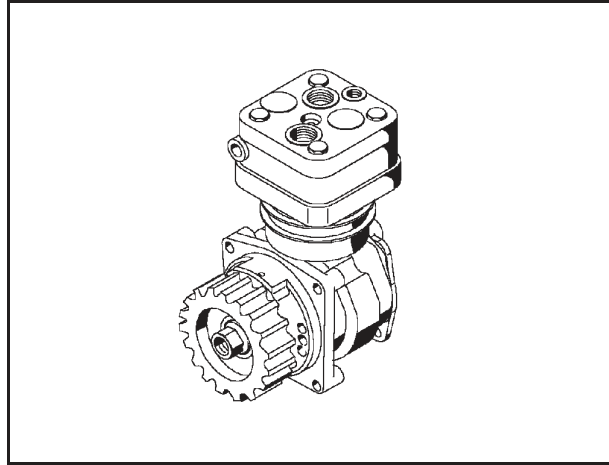


GF42.60-B-3001-01A.fm

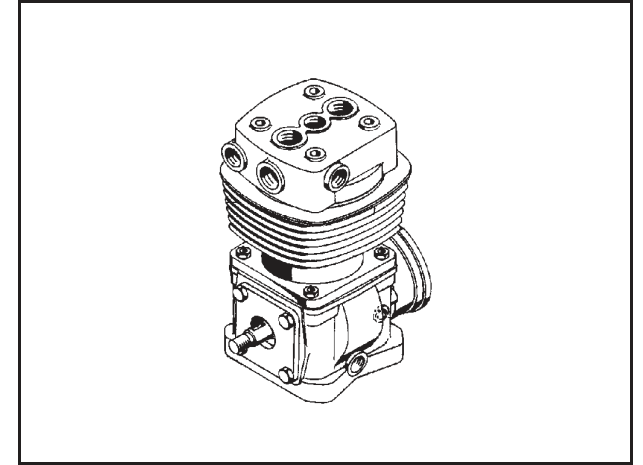
Compressor de ar - estrutura e funcionamento

**B13.10-0011-01**

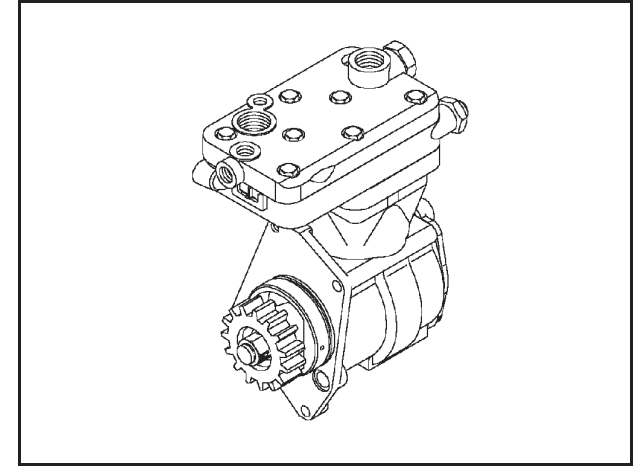
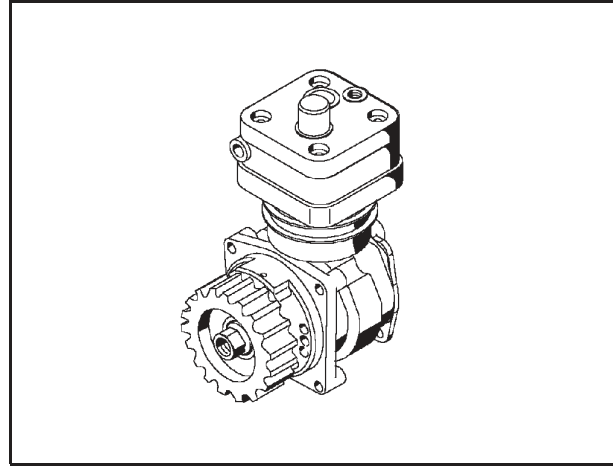
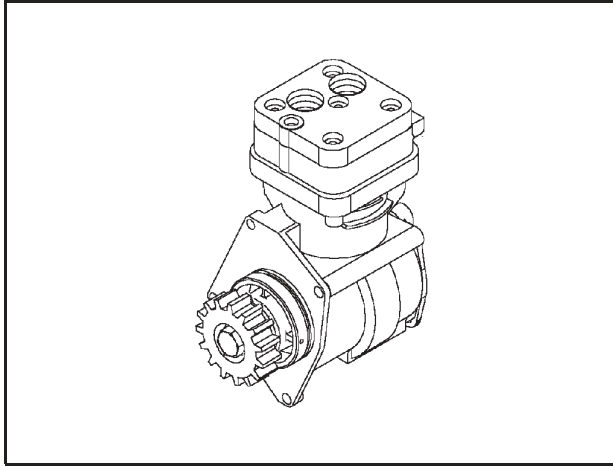
364.359  
382.035  
384.081/.084/.087/.097  
386.011/.018  
664.025  
682.027/.028/.108/.127/.128/.186

**B13.10-0007-01**

382.111/.112/.113/.163  
384.067/.077/.078  
688.232/.254/.255/.276  
693.028/.171/.185/.186/.386/.396  
694.000/.020/.042  
695.010/.011/.031/.059/.304  
958.053/.054/.067  
979.046

**B13.10-0012-01**

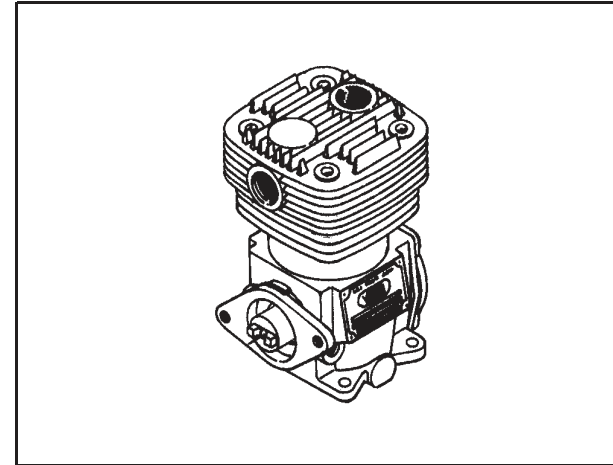

364.209/.272/.311/.301/.302/.304  
382.033  
388.051  
664.105/.126/.198/.188  
684.201



**B13.10-0010-01**  
696.080/.090/.365/.367/.369

**B13.10-0006-01**  
382.184/.185/.188/.189  
634.011/.061

**B13.10-0008-01**  
634.011/.061  
693.154/.193/.194/.196/.197



**B13.10-0013-01**  
664.025/.105/.126/.188/.198/.206/.211/.221/.231/384.003/.004/.007/.009/.014/.016/.017/.023/.024/  
.238/.239/.240/.290

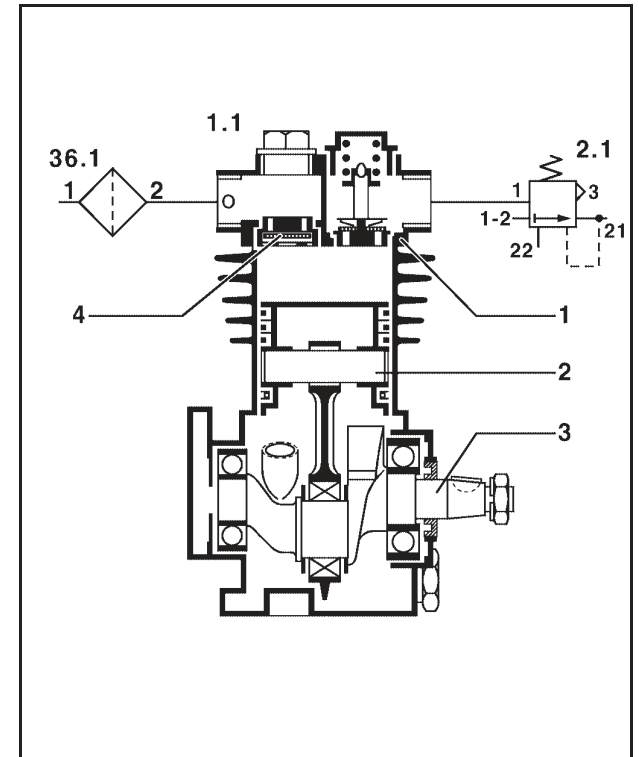
**B13.10-0014-01**  
.040/.041/..045/.047/.072/.073/.081/.084/.097  
386.004/.014/.015/.024/.025.041/.043/.045/.354/  
.364/.384



### Compressor com válvula de disco

#### Estrutura:

- 1 Válvula de exaustão
- 2 Êmbolo com biela
- 3 Eixo de manivelas
- 4 Válvula de admissão



B42.60-0026-02

